

# HX160AL HX180AL

CRAWLER EXCAVATOR



**SERIES / HX160AL HX180AL**

**Gross Power**  
115 kW (155 HP) at 2200 rpm

**Bucket Capacity**  
0.73 ~ 0.96m<sup>3</sup>

**Net Power**  
113 kW (152 HP) at 2200 rpm

**Operating Weight**  
17695 kg & 18665 kg

# READY TO CHANGE YOUR WORLD

Our new A-Series HX160A L and HX180A L crawler excavators are ready to build your world. Its Cummins B4.5 Stage V engine is the most powerful in its class, delivering 115 kW (155 HP) while also improving fuel efficiency by up to 11%. Featuring a new tough exterior design with added safety features and greater serviceability, you can rely on the HX160A L and HX180A L to perform in the toughest conditions on large construction sites and infrastructure projects.



# A

**SERIES HX160AL HX180AL**

# THE BEST PRODUCTIVITY AND FUEL EFFICIENCY

From its upgraded, eco-friendly engine to its carefully chosen control technologies, the HX160A L and HX180A L excavators help operators to achieve new heights of productivity. Hyundai's EPIC (Electric Pump Independent Control) hydraulic system, in connection with automatic engine shutdown, eco gauge and lifting mode, allows the machine to deliver the exact performance and efficiency when and where it's needed.

## EU Stage V Certified Engine

Featuring an EGR-free design that delivers 3% more power and 12% more peak torque, that when combined with increased fuel economy and longer maintenance intervals contribute to a reduced cost of operation.



*The Cummins B4.5 engine satisfies the strictest environmental emission regulation in the world including a 60% reduction in Particulate Matter (PM).*

*Increased fuel economy and longer maintenance intervals contribute to a reduced cost of operation.*



UP TO  
**11%**  
EFFICIENCY  
(Compared to previous model)

## The technology to improve efficiency

### EPIC

The HX A-Series features Hyundai's new EPIC hydraulic system. It is able to optimise pump flow rate and power at various working conditions through an optimized automatic and individual pump control. Furthermore, the optimised design of MCV and pipe line minimises energy loss such as conflux and throttle loss.

### Lifting mode

This work mode improves fine control and lift capability through RPM reduction, power boost activation and pump flow control.

### Automatic Engine Shutdown

Adjustable 'Automatic Engine Shutdown' significantly reduces idle time, overall operating hours and fuel consumption.



Intelligent Power Control

## All the information to improve economy

### Eco report

It reports on any inefficient operation status and helps improve an operator's working habit

### Fuel rate information

Fuel information is displayed as average rate and latest fuel consumed, for guidance to economical operating.

### Eco gauge

Helps operators to reduce emissions and running costs by constantly monitoring efficiency. It displays engine workload and fuel-saving status while the machine is working.



Eco Gauge

# NEW EXTERIOR DESIGN FOR ROBUSTNESS AND SAFETY

The true value of the HX A-Series lies in its durability and high productivity. The robust upper and lower frame structure can endure external shock and heavy work loads. Attachment performance has been proven through rigorous field testing. No matter how tough the working environment is, you can always rely on the HYUNDAI Excavator HX A-Series.

## Tougher from the ground up

### Reinforced durability ▶


The upper and lower structure and attachments of HX A-Series machines have higher durability than demanded on site, as proven through numerous tests in real work environment and in virtual simulation. The wear resistance of the bucket has also been improved by using a new, harder material.

### Durable cooling module ▶

The HX A-Series has a durable cooling module that has passed stringent tests, demonstrating the highest productivity in tough working environments.

### Side protector A

This protects the frame sides during operation in narrow areas.




Dozer option adds extra versatility.

### Cabin structure

The HX A-Series cabin structure uses integrally welded low-stress, high strength steel to meet ROPS and FOG certification.

- ROPS: Roll-Over Protective Structures ISO12117-2
- FOG: Falling Object Guard, ISO10262 Level2



### Hi-grade (high-pressure) hoses ▲

The HX A-Series uses high-pressure hoses with improved heat and pressure resistance, greatly increasing the durability of the equipment.

The robust upper and lower frame structure can endure external shock and heavy work loads.

# EASY CONTROL AND COMFORTABLE OPERATION

Many electronic functions are concentrated in the most convenient spot for operators to improve work efficiency. The highly-advanced infotainment system, a product of Hyundai's intensive information technology development, enables both productivity and comfort while working! The HX A-Series really is designed with the operator in mind.

## Ergonomic for efficient operation

### Intelligent & wide cluster ▶

The 8" capacitive-type display is similar to a smartphone to deliver excellent legibility. Amongst the key functions the centralised switches on the display allow convenient checking of the Adblue/DEF level and temperature outside the cabin.



### One pedal to travel straight ▶

One pedal for straight travel is available for customers' convenience when long distance travelling or a combination of attachment work with travelling is necessary.



### Proportional auxiliary hydraulic system ▶

A proportional control switch with better speed control provides operators with added convenience whenever they do time-consuming work. This function can also be switched to control by foot pedal, by changing the setting in the cluster menu.



### Jog Dial Module ▶

The accelerator, remote air conditioner controller and instrument cluster can be operated using the convenient jog shuttle-type controller.



## Functionality at your fingertips

### Boom/Arm speed

Boom-up speed compared to swing speed can be adjusted by activating/deactivating the boom priority function. Arm-in speed can be also tuned by activating/deactivating the arm regeneration function.

### Work mode memory

The operator can save machine settings, so that they are applied when starting the machine.

### OME (Owner Menu Editing)

The machine owner can restrict operator access to the set of functions via the menu as well as locking or unlocking it. A password is then needed to access the functions.

### Fine (cushion/free) swing control

This option enables smooth movement at the start and stop of swing operation (cushion swing). In addition, it reduces the shaking of the weight when lifting operation (free swing).

The HX A-Series is designed with the operator in mind. Many electronic functions are concentrated in the most convenient spot for operators to improve work efficiency.



Pilot pressure operated joysticks and pedals with detachable lever provide almost effortless operation.

**13%**  
INCREASE IN CABIN SPACE

# THE ULTIMATE SAFE ENVIRONMENT

The Hyundai approach to safety goes far beyond just meeting regulatory standards. We prioritise safety in every aspect of our machines and work with our customers to keep improving protection for operators, co-workers, passers-by, surrounding buildings and of course the machines themselves.




## Visibly safer

### AAVM (Advanced Around View Monitoring) camera system

The HX A-Series has a state-of-the-art AAVM video camera system to give an unobscured 360 degree field of vision for operators.

- **IMOD** (Intelligent Moving Object Detection): Informs when people or dangerous objects are detected within the range of operation (recognition distance: 5m).

Secure field of vision in all directions through ten views including 3D bird's eye view and 2D/4CH view.



## Built for safer operation

### Cabin viscous mount

A coil spring and damper inside the cabin viscous mounts improve durability and provide a comfortable operating environment that lessens fatigue.

### Emergency engine stop switch

A manual engine stop switch located behind the seat can be used in emergencies. It can also be reached from outside the cabin.

### Side camera

In addition to the standard rear view camera, there is an optional right hand side camera for giving the operator improved visibility.

### Seat belt warning alarm

If the seat belt is not buckled when the ignition key is turned, an alarm is triggered in intervals along with a continuous visual alert. This emphasises our priority for operator safety.

### Electronic swing brake

An electronic valve and control system has been added to improve safety and utilisation. The opening and closing time of the swing brake valve is controlled according to the sensing and control system.



### Visibility and handle improvement ▼

Visibility through the cabin door has been improved as has the handle design, to offer greater convenience when getting in and out of the cabin.

### Activate Auto Safety Check

The Auto Safety Lock prevents unintended operation due to the excavator not being controlled solely by the RCV lever.



# SERVICEABILITY AND TELEMATICS

Our A-Series excavators are designed with quick, low-effort servicing in mind. Every component and material has been optimised to ensure a long, trouble-free life. Hyundai's innovative Hi MATE telematics system enables full monitoring of machine activity and performance. Maximum connectivity is integrated to help owners create a smart construction site and protect profitability as their business grows.

## Less maintenance. More uptime

### Improved routine maintenance

Easy access for maintenance means regular checks get done faster, giving you more uptime and reducing operating costs. Ground level access to filters, lube fittings and master switches make servicing more convenient.

### Longer maintenance intervals

The service interval of the fuel filter on the new engine has been increased by 100% (from 500h to 1000h). In addition the long life hydraulic oil (5000h change interval) contributes greatly to reduce the maintenance cost.

**100%**  
IMPROVEMENT IN SERVICE INTERVAL



## Hi MATE

It's convenient, easy and valuable. Hi MATE, Hyundai's remote management system, utilises GPS-satellite technology to provide customers with the highest level of service and product support available.

### Increase productivity

By providing information such as service hours, idle time and fuel consumption, Hi MATE saves you money and improves productivity. Service alerts enable better maintenance planning.

### ECD

#### (Engine Connected Diagnostics)

ECD provides troubleshooting information as well as tailored servicing. Service technicians are supported with remote diagnostics allowing them to achieve quick resolution rate

### Monitor your machines

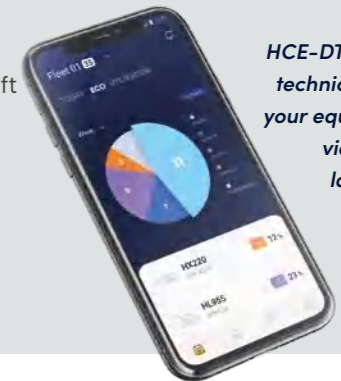
Hi MATE's real-time location information allows convenient monitoring of your equipment via the Hi MATE website or mobile app.

### Mobile fleet app

Our Mobile Fleet app provides all the information you need to run your fleet efficiently and economically.

### Improve Security

Protect your equipment from theft or unauthorised usage. Hi MATE's geofencing alerts notify you automatically when a machine leaves a predetermined zone.



*HCE-DT Air allows service technicians to connect to your equipment wirelessly via smartphone and laptop right on site.*

## Keeping you covered

Hyundai genuine parts and accessories are designed to keep your machine running at optimum performance, providing increased uptime, comfort and productivity. Our 13000m<sup>2</sup> European Parts Warehouse guarantees 24-hour delivery across our dealer network.

Hyundai Standard and Extended Warranty Programmes are also available, providing peace of mind and giving you full control over your operating costs.



# TAKE THE TOUR!

## Productivity & Efficiency

- Cummins B4.5 Stage V engine
- No EGR
- Stacked cooling structure
- Eco Report
- Lifting Mode
- EPIC hydraulic system
- Fuel Rate Information
- Eco Gauge
- Automatic Engine Shutdown

## Ease of Use

- Kawasaki joystick control
- Work mode memory
- Visibility and handle improvement
- One pedal straight travel
- Proportional auxiliary hydraulic system
- 2-way proportional RCV & pedal control selection
- Fine (cushion/free) swing control
- Intelligent & wide cluster
- Jog dial module
- OME (Owner Menu Editing)
- Boom / arm speed adjustment
- New cooling package layout
- Attachment control & memory function via Monitor

## Safety

- IMOD (Intelligent Moving Object Detection)
- Auto safety lock
- Electronic swing brake
- AAVM camera system
- Rear and right-hand side view camera
- Seatbelt warning alarm
- Emergency engine stop switch
- Increased width and area of steps, with anti-slip bottom

## Serviceability & Connectivity

- Hi MATE
  - ECD (Engine Connected Diagnostics)
  - Mobile fleet app
- HCE-DT Air
- Longer lasting filter
- Improved filter access
- Air intake pre-cleaner
- Engine coolant pre-heater

## Durability

- New tougher exterior design
- Frame side protection
- ROPS & FOG cabin
- Durable cooling module
- High-grade hoses
- Dimple type bushings
- Flat lower frame bottom





# HX160A L / HX180A L SPECIFICATIONS

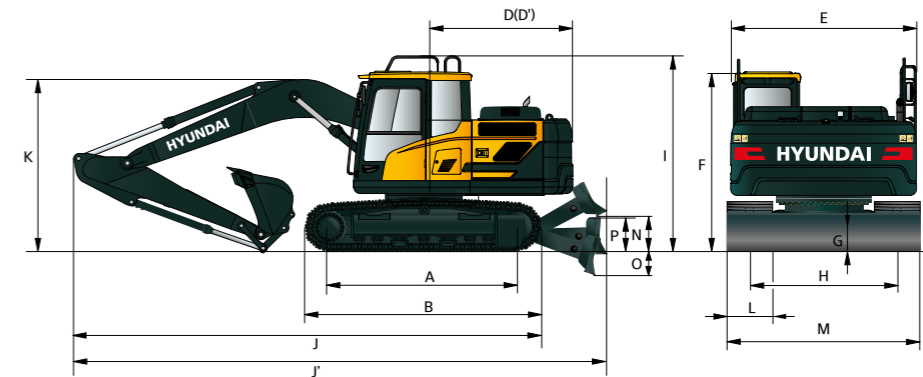
SPECIFICATIONS	HX160A L	HX180A L
<b>ENGINE</b>		
Maker / Model	Cummins B4.5	
Type	4-cycle, turbocharged, charge air cooled, electronic	
Gross Power	115 kW (155 HP) at 2200 rpm	
Net Power	113 kW (152 HP) at 2200 rpm	
Max. Power	115 kW (155 HP) at 2200 rpm	
Peak Torque	712 N m at 1,200 rpm	
Displacement	4.5 l	
<b>HYDRAULIC SYSTEM</b>		
<b>MAIN PUMP</b>		
Type	Variable displacement tandem axis piston pumps	
Max. Flow	2 x 160 lpm	
<b>PILOT PUMP</b>		
Type	Fixed displacement gear pump single stage	
Max. Flow	29 lpm	
<b>HYDRAULIC MOTORS</b>		
Travel	Variable displacement axial piston motor	
Swing	Fixed displacement axial piston motor	
<b>RELIEF VALVE SETTING</b>		
Implement Circuits	350 kgf/cm <sup>2</sup>	
Travel	350 kgf/cm <sup>2</sup>	
Power Boost (Boom, Arm, Bucket)	360 kgf/cm <sup>2</sup>	
Swing Circuit	285 kgf/cm <sup>2</sup>	
Pilot Circuit	40 kgf/cm <sup>2</sup>	
Service Valve	Installed	
<b>HYDRAULIC CYLINDERS</b>		
No. of Cylinder Bore X Stroke	Boom: 2-Ø115 x 1090 mm	
	Arm: 1-Ø120 x 1355 mm	
	Bucket: 1-Ø110 x 995 mm	
	Blade: 2-Ø110 x 320 mm	
	2PCS	1st: 2-Ø110 x 995 mm 2nd: 1-Ø160 x 650 mm
*Hyundai Bio Hydraulic Oil (HBHO) available.		
<b>DRIVES &amp; BRAKES</b>		
Drive Method	Fully hydrostatic type	
Drive Motor	Axial piston motor, in-shoe design	
Reduction System	Planetary reduction gear	
Max. Drawbar Pull	16700 kgf	
Max. Travel Speed (High / Low)	3.1 km/hr / 5.4 km/hr	
Gradeability	35° (70%)	
Parking Brake	Multi wet disc	
<b>CONTROL</b>		
Pilot pressure operated joysticks and pedals with detachable lever provide almost effortless and fatigueless operation.		
Pilot Control	Two joysticks with one safety lever (LH): Swing and arm, (RH): Boom and bucket (ISO)	
Traveling and Steering	Two levers with pedals	
Engine Throttle	Electric, dial type	
<b>SWING SYSTEM</b>		
Swing Motor	Fixed displacement axial piston motor	
Swing Reduction	2-stage planetary	
Swing Bearing Lubrication	Grease-bathed	
Swing Brake	Multi wet disc	
Swing Speed	10.3 rpm	

SPECIFICATIONS	HX160A L	HX180A L			
<b>COOLANT &amp; LUBRICANT CAPACITY</b>					
	litre				
Fuel Tank	290				
Engine Coolant	23				
Engine Oil	11				
Swing Device	6.2				
Final Drive (Each)	6				
Hydraulic System (Including Tank)	225				
Hydraulic Tank	125				
Def/Adblue®	35				
<b>UNDERCARRIAGE</b>					
The X-leg type centre frame is integrally welded with reinforced box-section track frames. The undercarriage includes lubricated rollers, idlers, track adjusters with shock absorbing springs and sprockets, and a track chain with double or triple grouser shoes.					
Centre Frame	X - Leg Type				
Track Frame	Pentagonal Box Type				
	HX160A L	HX180A L			
No. of Shoes on Each Side	49	51			
No. of Carrier Rollers on Each Side	2 x 2	2 x 2			
No. of Track Rollers on Each Side	2 x 7	2 x 7			
No. of Rail Guards on Each Side	2 x 1	2 x 1			
<b>OPERATING WEIGHT (APPROXIMATE)</b>					
Operating weight, including 5,100 mm boom, 2600 mm arm, SAE heaped 0.73 m <sup>3</sup> bucket, lubricant, coolant, full fuel tank, full hydraulic tank, and all standard equipment.					
Shoes	Width	Operating Weight	Ground Pressure		
Type	mm	kg	kgf/cm <sup>2</sup>		
Triple Grouser	500	HX160A L	17455	0.51	
		HX160A L Dozer	18540	0.54	
		HX180A L	18140	0.50	
		HX180A L Dozer	19235	0.53	
		600	HX160A L	17695	0.43
			HX160A L Dozer	18775	0.46
	HX180A L		18400	0.42	
	700	HX180A L Dozer	19505	0.45	
		HX160A L	17945	0.37	
		HX160A L Dozer	19050	0.40	
	800	HX180A L	18665	0.37	
		HX180A L Dozer	19780	0.39	
		HX180A L	18920	0.33	
		HX180A L Dozer	19985	0.35	
<b>NOISE</b>					
Operator Sound Pressure Level (ISO 6396:2008)		71 dB(A)			
Exterior Sound Power Level (ISO 6395:2008)		99 dB(A)			
<b>AIR CONDITIONING SYSTEM</b>					
The air conditioning system contains fluorinated greenhouse gas refrigerant R134a (Global Warming Potential = 1430). The system contains 0.75 kg of refrigerant representing a CO <sub>2</sub> equivalent of 1.07 metric tonnes.					

# HX160A L / HX180A L DIMENSIONS & WORKING RANGE

## HX160A L / HX180A L MONO BOOM DIMENSIONS

5.10 m BOOM and 2.20 m, 2.60 m, 3.10 m ARM



Unit: mm

	HX160A L	HX180A L
A Tumbler Distance	3170	3360
B Overall Length of Crawler	3910	4100
*C Ground Clearance of Counter Weight	1060	1060
D Tail Swing Radius	2490	2490
D' Rear-End Length	2490	2490
E Overall Width of Upper Structure	2475	2475
*F Overall Height of Cab	2980	2980
*G Min. Ground Clearance	460	460
H Track gauge	1990	2250
*I Overall Height of Guardrail	3250	3250

	5100
Boom length	5100
Arm length	2200 2600 3100
J Overall Length	8660 8650 8670
J' Overall Length (W/Dozer)	8165 8190 8165
K Overall Height of Boom	2675 2820 2800

L Track Shoe	500 600 700 800			
	HX160A L	HX180A L	2490	2590
M Overall Width	2750	2850	2950	3050

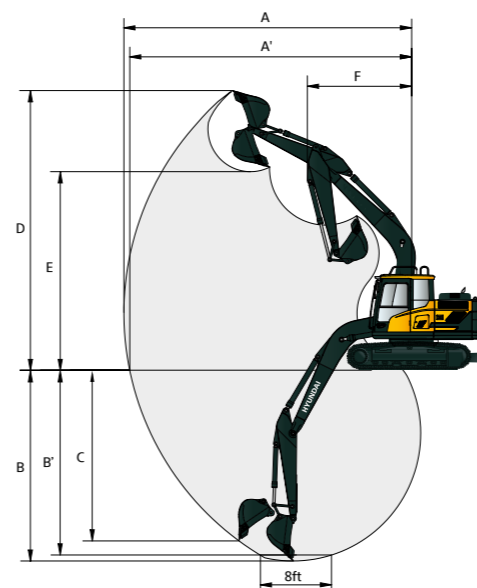
**N Ground clearance of blade up	615
**O Depth of blade down	670
**P Height of blade	640

\* This figure includes the size of grousers.

\*\* With dozer blade option.

## HX160A L / HX180A L MONO BOOM WORKING RANGE

Unit : mm



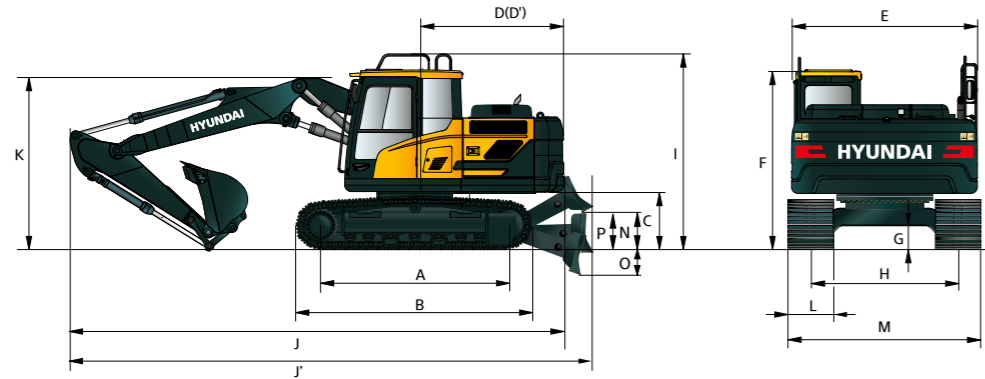
Boom Length	5100		
Arm Length	2200	2600	3100
A Max. Digging Reach	8690	9020	9450
A' Max. Digging Reach on Ground	8530	8860	9300
B Max. Digging Depth	5630	6030	6530
B' Max. Digging Depth (8' Level)	5410	5825	6340
C Max. Vertical Wall Digging Depth*	3410	3600	3845
D Max. Digging Height	8670	8750	8880
E Max. Dumping Height	6140	6250	5410
F Min. Swing Radius	3180	3170	3160

\* This dimension varies with kinds of buckets.

# HX160A L / HX180A L DIMENSIONS & WORKING RANGE

## HX160A L / HX180A L 2-PIECE BOOM DIMENSIONS

5.10 m BOOM and 2.20 m, 2.60 m ARM



Unit: mm

	HX160A L	HX180A L
A	3170	3360
B	3910	4100
*C	1060	1060
D	2490	2490
D'	2490	2490
E	2475	2475
*F	2980	2980
*G	460	460
H	1990	2250
*I	3250	3250

Boom length	5100	
Arm length	2200	2600
J Overall Length	8585	8575
K Overall Height of Boom	3035	3060

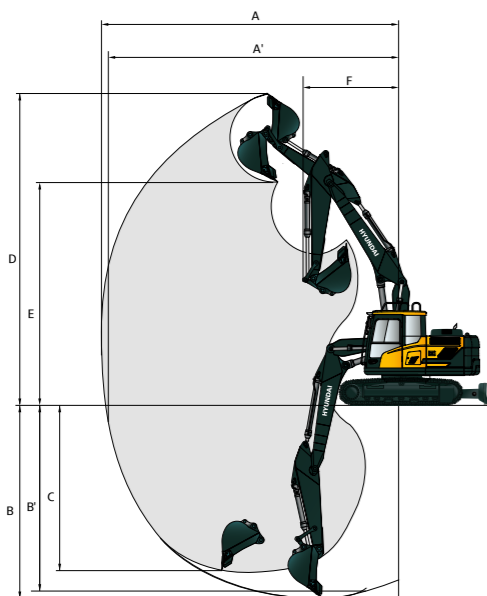
L	Track Shoe	500	600	700	800										
M	Overall Width	<table border="1"> <thead> <tr> <th>HX160A L</th> <th>HX180A L</th> </tr> </thead> <tbody> <tr> <td>2490</td> <td>2590</td> </tr> <tr> <td>2750</td> <td>2850</td> </tr> <tr> <td>2690</td> <td>2950</td> </tr> <tr> <td>-</td> <td>3050</td> </tr> </tbody> </table>				HX160A L	HX180A L	2490	2590	2750	2850	2690	2950	-	3050
HX160A L	HX180A L														
2490	2590														
2750	2850														
2690	2950														
-	3050														

**N	Ground clearance of blade up	615
**O	Depth of blade down	670
**P	Height of blade	640

\* This figure includes the size of grouser.

\*\* With dozer blade option.

## HX160A L / HX180A L 2-PIECE BOOM WORKING RANGE



Unit: mm

Boom Length	5100		
Arm Length	2200	2600	
A	Max. Digging Reach	8760	9110
A'	Max. Digging Reach on Ground	8600	8955
B	Max. Digging Depth	5305	5690
B'	Max. Digging Depth (8° Level)	5200	5590
C	Max. Vertical Wall Digging Depth*	3520	3790
D	Max. Digging Height	9380	9560
E	Max. Dumping Height	6720	6920
F	Min. Swing Radius	3090	2970

\* This dimension varies with kinds of buckets.

# HX160A L LIFTING CAPACITY

Rating over-front Rating over-side or 360 degrees

## HX160A L MONO BOOM

5.10 m boom, 2.20 m arm equipped with 2600 kg counter weight, 600 mm triple grouser shoe and without Dozer.

Lift-point height m	Lift-point radius								At max. Reach		
	1.5 m		3.0 m		4.5 m		6.0 m		Capacity	Reach	
6.0 m	kg								*3850	3340	5.86
4.5 m	kg				*5320	5000	*4750	3200	*3630	2630	6.74
3.0 m	kg				*6540	4670	4990	3070	*3650	2310	7.20
1.5 m	kg				7500	4360	4840	2940	3600	2200	7.33
0.0 m	kg				7310	4200	4730	2840	3700	2250	7.13
-1.5 m	kg				*9400	7730	7270	4170	4150	2510	6.58
-3.0 m	kg				*9400	7900	*6720	4250	*4980	3200	5.58

5.10 m boom, 2.20 m arm equipped with 2600 kg counter weight, 600 mm triple grouser shoe and with Dozer up.

Lift-point height m	Lift-point radius								At max. Reach		
	1.5 m		3.0 m		4.5 m		6.0 m		Capacity	Reach	
6.0 m	kg								*3850	3530	5.86
4.5 m	kg				*5320	5270	*4750	3380	*3630	2790	6.74
3.0 m	kg				*6540	4940	4950	3260	*3650	2460	7.20
1.5 m	kg				7430	4630	4790	3120	3570	2350	7.33
0.0 m	kg				7240	4460	4690	3030	3670	2400	7.13
-1.5 m	kg				*9400	8200	7200	4430	4110	2680	6.58
-3.0 m	kg				*9400	8370	*6720	4520	*4980	3400	5.58

5.10 m boom, 2.20 m arm equipped with 2600 kg counter weight, 600 mm triple grouser shoe and with Dozer down.

Lift-point height m	Lift-point radius								At max. Reach		
	1.5 m		3.0 m		4.5 m		6.0 m		Capacity	Reach	
6.0 m	kg								*3850	3530	5.86
4.5 m	kg				*5320	5270	*4750	3380	*3630	2790	6.74
3.0 m	kg				*6540	4940	*5200	3260	*3650	2460	7.20
1.5 m	kg				*7690	4630	*5710	3120	*3850	2350	7.33
0.0 m	kg				*8180	4460	*5980	3030	*4310	2400	7.13
-1.5 m	kg				*9400	8200	*7910	4430	*5030	2680	6.58
-3.0 m	kg				*9400	8370	*6720	4520	*4980	3400	5.58

- Lifting capacities are based on ISO 10567.
- Lifting capacity of the HX A-series does not exceed 75% of tipping load with the machine on firm, level ground or 87% of full hydraulic capacity.
- The Lift-point is bucket pivot mounting pin on the arm (without bucket mass).
- (\*) indicates load limited by hydraulic capacity.
- Caution: please be aware of the local regulations and instructions for lifting operations.

# HX160A L

# LIFTING CAPACITY

Rating over-front Rating over-side or 360 degrees

Rating over-front Rating over-side or 360 degrees

## HX160A L MONO BOOM

5.10 m boom, 2.20 m arm equipped with 3250 kg counter weight, 600 mm Triple grouser shoe and without Dozer.

Lift-point height m		Lift-point radius								At max. Reach		
		1.5 m		3.0 m		4.5 m		6.0 m		Capacity	Reach	
												m
6.0 m	kg									*3850	3690	5.86
4.5 m	kg					*5320	*5320	*4750	3530	*3630	2920	6.74
3.0 m	kg					*6540	5160	*5200	3410	*3650	2580	7.20
1.5 m	kg					*7690	4840	5270	3270	*3850	2470	7.33
0.0 m	kg					7960	4680	5160	3180	4050	2530	7.13
-1.5 m	kg			*9400	8590	*7910	4650	5140	3160	4530	2810	6.58
-3.0 m	kg			*9400	8760	*6720	4740			*4980	3570	5.58

5.10 m boom, 2.20 m arm equipped with 3250 kg counter weight, 600 mm Triple grouser shoe and with Dozer up.

Lift-point height m		Lift-point radius								At max. Reach		
		1.5 m		3.0 m		4.5 m		6.0 m		Capacity	Reach	
												m
6.0 m	kg									*3850	*3850	5.86
4.5 m	kg					*5320	*5320	*4750	3720	*3630	3080	6.74
3.0 m	kg					*6540	5420	*5200	3600	*3650	2730	7.20
1.5 m	kg					*7690	5110	5230	3460	*3850	2610	7.33
0.0 m	kg					7890	4950	5120	3360	4010	2680	7.13
-1.5 m	kg			*9400	9060	7860	4920	5100	3340	4490	2980	6.58
-3.0 m	kg			*9400	9230	*6720	5000			*4980	3770	5.58

5.10 m boom, 2.20 m arm equipped with 3250 kg counter weight, 600 mm Triple grouser shoe and with Dozer down.

Lift-point height m		Lift-point radius								At max. Reach		
		1.5 m		3.0 m		4.5 m		6.0 m		Capacity	Reach	
												m
6.0 m	kg									*3850	*3850	5.86
4.5 m	kg					*5320	*5320	*4750	3720	*3630	3080	6.74
3.0 m	kg					*6540	5420	*5200	3600	*3650	2730	7.20
1.5 m	kg					*7690	5110	*5710	3460	*3850	2610	7.33
0.0 m	kg					*8180	4950	*5980	3360	*4310	2680	7.13
-1.5 m	kg			*9400	9060	*7910	4920	*5770	3340	*5030	2980	6.58
-3.0 m	kg			*9400	9230	*6720	5000			*4980	3770	5.58

- Lifting capacities are based on ISO 10567.
- Lifting capacity of the HX A-series does not exceed 75% of tipping load with the machine on firm, level ground or 87% of full hydraulic capacity.
- The Lift-point is bucket pivot mounting pin on the arm (without bucket mass).
- (\*) indicates load limited by hydraulic capacity.
- Caution: please be aware of the local regulations and instructions for lifting operations.

## HX160A L MONO BOOM

5.10 m boom, 2.60 m arm equipped with 2600 kg counter weight, 600 mm triple grouser shoe and without Dozer.

Lift-point height m		Lift-point radius										At max. Reach								
		1.5 m		3.0 m		4.5 m		6.0 m		7.5 m		Capacity	Reach							
														m						
7.5 m	kg													*3410	*3410	4.85				
6.0 m	kg									*3840	3280			*2970	*2970	6.27				
4.5 m	kg							*4870	*4870	*4430	3230			*2850	2430	7.10				
3.0 m	kg							*9370	8720	*6120	4740	*4940	3090	*3110	2170	*2880	2150	7.54		
1.5 m	kg									*7380	4390	4840	2940	3470	2120	*3060	2050	7.66		
0.0 m	kg									*5290	*5290	7300	4190	4720	2820			*3420	2080	7.47
-1.5 m	kg	*5090	*5090	*9190	7630	7230	4120	4670	2780							3800	2290	6.95		
-3.0 m	kg	*9360	*9360	*10170	7770	*7120	4180	4740	2840							4720	2830	6.01		
-4.5 m	kg							*6860	*6860							*4560	*4560	4.39		

5.10 m boom, 2.60 m arm equipped with 2600 kg counter weight, 600 mm triple grouser shoe and with Dozer up.

Lift-point height m		Lift-point radius										At max. Reach								
		1.5 m		3.0 m		4.5 m		6.0 m		7.5 m		Capacity	Reach							
														m						
7.5 m	kg													*3410	*3410	4.85				
6.0 m	kg									*3840	3460			*2970	*2970	6.27				
4.5 m	kg							*4870	*4870	*4430	3410			*2850	2580	7.10				
3.0 m	kg							*9370	9190	*6120	5000	*4940	3280	*3110	2310	*2880	2290	7.54		
1.5 m	kg									*7380	4660	4800	3120	3430	2260	*3060	2190	7.66		
0.0 m	kg									*5290	*5290	7230	4450	4670	3010			3410	2230	7.47
-1.5 m	kg	*5090	*5090	*9190	8100	7160	4390	4620	2960							3760	2450	6.95		
-3.0 m	kg	*9360	*9360	*10170	8240	*7120	4440	4690	3030							4680	3020	6.01		
-4.5 m	kg							*6860	*6860							*4560	*4560	4.39		



5.10 m boom, 2.60 m arm equipped with 2600 kg counter weight, 600 mm triple grouser shoe and with Dozer down.

Lift-point height m		Lift-point radius										At max. Reach								
		1.5 m		3.0 m		4.5 m		6.0 m		7.5 m		Capacity	Reach							
														m						
7.5 m	kg													*3410	*3410	4.85				
6.0 m	kg									*3840	3460			*2970	*2970	6.27				
4.5 m	kg							*4870	*4870	*4430	3410			*2850	2580	7.10				
3.0 m	kg							*9370	9190	*6120	5000	*4940	3280	*3110	2310	*2880	2290	7.54		
1.5 m	kg									*7380	4660	*5520	3120	*4040	2260	*3060	2190	7.66		
0.0 m	kg									*5290	*5290	*8070	4450	*5900	3010			*3420	2230	7.47
-1.5 m	kg	*5090	*5090	*9190	8100	*8010	4390	*5850	2960							*4130	2450	6.95		
-3.0 m	kg	*9360	*9360	*10170	8240	*7120	4440	*4910	3030							*4890	3020	6.01		
-4.5 m	kg							*6860	*6860							*4560	*4560	4.39		

- Lifting capacities are based on ISO 10567.
- Lifting capacity of the HX A-series does not exceed 75% of tipping load with the machine on firm, level ground or 87% of full hydraulic capacity.
- The Lift-point is bucket pivot mounting pin on the arm (without bucket mass).
- (\*) indicates load limited by hydraulic capacity.
- Caution: please be aware of the local regulations and instructions for lifting operations.

## HX160A L













## LIFTING CAPACITY

 Rating over-front
  Rating over-side or 360 degrees













 Rating over-front
  Rating over-side or 360 degrees

## HX160A L MONO BOOM













5.10 m boom, 2.60 m arm equipped with 3250 kg counter weight, 600 mm Triple grouser shoe and without Dozer.

Lift-point height m		Lift-point radius										At max. Reach				
		1.5 m		3.0 m		4.5 m		6.0 m		7.5 m		Capacity	Reach			
														m		
7.5 m	kg													*3410	*3410	4.85
6.0 m	kg							*3840	3610					*2970	*2970	6.27
4.5 m	kg					*4870	*4870	*4430	3560					*2850	2700	7.10
3.0 m	kg			*9370	*9370	*6120	5220	*4940	3430	*3110	2430			*2880	2410	7.54
1.5 m	kg					*7380	4880	5280	3270	3790	2370			*3060	2300	7.66
0.0m	kg			*5290	*5290	7960	4670	5150	3160					*3420	2340	7.47
-1.5 m	kg	*5090	*5090	*9190	8490	7880	4600	5100	3110					*4130	2570	6.95
-3.0 m	kg	*9360	*9360	*10170	8630	*7120	4660	*4910	3180					*4890	3170	6.01
-4.5 m	kg			*6860	*6860									*4560	*4560	4.39

5.10 m boom, 2.60 m arm equipped with 3250 kg counter weight, 600 mm Triple grouser shoe and with Dozer up.

Lift-point height m		Lift-point radius										At max. Reach				
		1.5 m		3.0 m		4.5 m		6.0 m		7.5 m		Capacity	Reach			
														m		
7.5 m	kg													*3410	*3410	4.85
6.0 m	kg							*3840	3800					*2970	*2970	6.27
4.5 m	kg					*4870	*4870	*4430	3750					*2850	*2850	7.10
3.0 m	kg			*9370	*9370	*6120	5490	*4940	3610	*3110	2570			*2880	2550	7.54
1.5 m	kg					*7380	5140	5230	3460	3760	2510			*3060	2440	7.66
0.0m	kg			*5290	*5290	7890	4940	5100	3340					*3420	2490	7.47
-1.5 m	kg	*5090	*5090	*9190	8960	7810	4870	5050	3300					4120	2730	6.95
-3.0 m	kg	*9360	*9360	*10170	9100	*7120	4930	*4910	3360					*4890	3350	6.01
-4.5 m	kg			*6860	*6860									*4560	*4560	4.39

5.10 m boom, 2.60 m arm equipped with 3250 kg counter weight, 600 mm Triple grouser shoe and with Dozer down.

Lift-point height m		Lift-point radius										At max. Reach				
		1.5 m		3.0 m		4.5 m		6.0 m		7.5 m		Capacity	Reach			
														m		
7.5 m	kg													*3410	*3410	4.85
6.0 m	kg							*3840	3800					*2970	*2970	6.27
4.5 m	kg					*4870	*4870	*4430	3750					*2850	*2850	7.10
3.0 m	kg			*9370	*9370	*6120	5490	*4940	3610	*3110	2570			*2880	2550	7.54
1.5 m	kg					*7380	5140	*5520	3460	*4040	2510			*3060	2440	7.66
0.0m	kg			*5290	*5290	*8070	4940	*5900	3340					*3420	2490	7.47
-1.5 m	kg	*5090	*5090	*9190	8960	*8010	4870	*5850	3300					*4130	2730	6.95
-3.0 m	kg	*9360	*9360	*10170	9100	*7120	4930	*4910	3360					*4890	3350	6.01
-4.5 m	kg			*6860	*6860									*4560	*4560	4.39

1. Lifting capacities are based on ISO 10567.

2. Lifting capacity of the HX A-series does not exceed 75% of tipping load with the machine on firm, level ground or 87% of full hydraulic capacity.













3. The Lift-point is bucket pivot mounting pin on the arm (without bucket mass).

4. (\*) indicates load limited by hydraulic capacity.













5. Caution: please be aware of the local regulations and instructions for lifting operations.

## HX160A L MONO BOOM













5.10 m boom, 3.10 m arm equipped with 2600 kg counter weight, 600 mm triple grouser shoe and without Dozer.

Lift-point height m		Lift-point radius										At max. Reach						
		1.5 m		3.0 m		4.5 m		6.0 m		7.5 m		Capacity	Reach					
														m				
7.5 m	kg															*2710	*2710	5.51
6.0 m	kg									*3700	3330					*2430	*2430	6.79
4.5 m	kg									*4020	3260	*2570	2230			*2340	2190	7.56
3.0 m	kg			*7930	*7930	*5540	4810	*4580	3110	3540	2170			*2380	1950	7.97		
1.5 m	kg			*6760	*6760	*6920	4430	4850	2930	3450	2100			*2530	1860	8.09		
0.0m	kg			*6160	*6160	7280	4160	4690	2790	3380	2030			*2820	1880	7.91		
-1.5 m	kg	*4790	*4790	*8770	7480	7150	4050	4610	2720					*3360	2040	7.42		
-3.0 m	kg	*8080	*8080	*10910	7580	7170	4070	4630	2740					4090	2440	6.55		
-4.5 m	kg			*8260	7850	*5640	4230							*4650	3560	5.11		

5.10 m boom, 3.10 m arm equipped with 2600 kg counter weight, 600 mm triple grouser shoe and with Dozer up.

Lift-point height m		Lift-point radius										At max. Reach						
		1.5 m		3.0 m		4.5 m		6.0 m		7.5 m		Capacity	Reach					
														m				
7.5 m	kg															*2710	*2710	5.51
6.0 m	kg									*3700	3520					*2430	*2430	6.79
4.5 m	kg									*4020	3450	*2570	2370			*2340	2330	7.56
3.0 m	kg			*7930	*7930	*5540	5080	*4580	3290	3500	2320			*2380	2090	7.97		
1.5 m	kg			*6760	*6760	*6920	4690	4800	3120	3420	2240			*2530	1990	8.09		
0.0m	kg			*6160	*6160	7220	4430	4640	2980	3350	2170			*2820	2010	7.91		
-1.5 m	kg	*4790	*4790	*8770	7960	7090	4320	4560	2900					*3360	2180	7.42		
-3.0 m	kg	*8080	*8080	*10910	8060	7110	4330	4580	2920					4050	2610	6.55		
-4.5 m	kg			*8260	*8260	*5640	4490							*4650	3790	5.11		

5.10 m boom, 3.10 m arm equipped with 2600 kg counter weight, 600 mm triple grouser shoe and with Dozer down.

Lift-point height m		Lift-point radius										At max. Reach						
		1.5 m		3.0 m		4.5 m		6.0 m		7.5 m		Capacity	Reach					
														m				
7.5 m	kg															*2710	*2710	5.51
6.0 m	kg									*3700	3520					*2430	*2430	6.79
4.5 m	kg									*4020	3450	*2570	2370			*2340	2330	7.56
3.0 m	kg			*7930	*7930	*5540	5080	*4580	3290	*3790	2320			*2380	2090	7.97		
1.5 m	kg			*6760	*6760	*6920	4690	*5230	3120	*4390	2240			*2530	1990	8.09		
0.0m	kg			*6160	*6160	*7830	4430	*5730	2980	*4580	2170			*2820	2010	7.91		
-1.5 m	kg	*4790	*4790	*8770	7960	*8030	4320	*5860	2900					*3360	2180	7.42		
-3.0 m	kg	*8080	*8080	*10910	8060	*7450	4330	*5360	2920					*4510	2610	6.55		
-4.5 m	kg			*8260	*8260	*5640	4490							*4650	3790	5.11		

1. Lifting capacities are based on ISO 10567.

2. Lifting capacity of the HX A-series does not exceed 75% of tipping load with the machine on firm, level ground or 87% of full hydraulic capacity.

3. The Lift-point is bucket pivot mounting pin on the arm (without bucket mass).

4. (\*) indicates load limited by hydraulic capacity.

5. Caution: please be aware of the local regulations and instructions for lifting operations.

# HX160A L

## LIFTING CAPACITY

Rating over-front Rating over-side or 360 degrees

Rating over-front Rating over-side or 360 degrees

### HX160A L MONO BOOM

5.10 m boom, 3.10 m arm equipped with 3250 kg counter weight, 600 mm Triple grouser shoe and without Dozer.

Lift-point height m		Lift-point radius										At max. Reach		
		1.5 m		3.0 m		4.5 m		6.0 m		7.5 m		Capacity	Reach	
														m
7.5 m	kg											*2710	*2710	5.51
6.0 m	kg						*3700	3670				*2430	*2430	6.79
4.5 m	kg						*4020	3600	*2570	2480		*2340	*2340	7.56
3.0 m	kg			*7930	*7930	*5540	5300	*4580	3440	*3790	2430	*2380	2190	7.97
1.5 m	kg			*6760	*6760	*6920	4910	*5230	3270	3770	2350	*2530	2090	8.09
0.0m	kg			*6160	*6160	*7830	4650	5120	3130	3700	2290	*2820	2120	7.91
-1.5 m	kg	*4790	*4790	*8770	8340	7810	4530	5040	3050			*3360	2300	7.42
-3.0 m	kg	*8080	*8080	*10910	8440	*7450	4550	5060	3070			4480	2750	6.55
-4.5 m	kg			*8260	*8260	*5640	4710					*4650	3970	5.11

5.10 m boom, 3.10 m arm equipped with 3250 kg counter weight, 600 mm Triple grouser shoe and with Dozer up.

Lift-point height m		Lift-point radius										At max. Reach		
		1.5 m		3.0 m		4.5 m		6.0 m		7.5 m		Capacity	Reach	
														m
7.5 m	kg											*2710	*2710	5.51
6.0 m	kg						*3700	*3700				*2430	*2430	6.79
4.5 m	kg						*4020	3780	*2570	*2570		*2340	*2340	7.56
3.0 m	kg			*7930	*7930	*5540	*5540	*4580	3630	*3790	2570	*2380	2330	7.97
1.5 m	kg			*6760	*6760	*6920	5180	*5230	3450	3740	2490	*2530	2220	8.09
0.0m	kg			*6160	*6160	*7830	4910	5080	3310	3670	2430	*2820	2260	7.91
-1.5 m	kg	*4790	*4790	*8770	*8770	7740	4800	5000	3240			*3360	2440	7.42
-3.0 m	kg	*8080	*8080	*10910	8920	*7450	4820	5020	3260			4440	2910	6.55
-4.5 m	kg			*8260	*8260	*5640	4980					*4650	4200	5.11

5.10 m boom, 3.10 m arm equipped with 3250 kg counter weight, 600 mm Triple grouser shoe and with Dozer down.

Lift-point height m		Lift-point radius										At max. Reach		
		1.5 m		3.0 m		4.5 m		6.0 m		7.5 m		Capacity	Reach	
														m
7.5 m	kg											*2710	*2710	5.51
6.0 m	kg						*3700	*3700				*2430	*2430	6.79
4.5 m	kg						*4020	3780	*2570	*2570		*2340	*2340	7.56
3.0 m	kg			*7930	*7930	*5540	*5540	*4580	3630	*3790	2570	*2380	2330	7.97
1.5 m	kg			*6760	*6760	*6920	5180	*5230	3450	*4390	2490	*2530	2220	8.09
0.0m	kg			*6160	*6160	*7830	4910	*5730	3310	*4580	2430	*2820	2260	7.91
-1.5 m	kg	*4790	*4790	*8770	*8770	*8030	4800	*5860	3240			*3360	2440	7.42
-3.0 m	kg	*8080	*8080	*10910	8920	*7450	4820	*5360	3260			*4510	2910	6.55
-4.5 m	kg			*8260	*8260	*5640	4980					*4650	4200	5.11

- Lifting capacities are based on ISO 10567.
- Lifting capacity of the HX A-series does not exceed 75% of tipping load with the machine on firm, level ground or 87% of full hydraulic capacity.
- The Lift-point is bucket pivot mounting pin on the arm (without bucket mass).
- (\*) indicates load limited by hydraulic capacity.
- Caution: please be aware of the local regulations and instructions for lifting operations.

### HX160A L 2-PIECE BOOM

5.10 m boom, 2.20 m arm equipped with 3250 kg counter weight, 600 mm triple grouser shoe and without

Lift-point height m		Lift-point radius								At max. Reach				
		3.0 m		4.5 m		6.0 m		7.5 m		Capacity	Reach			
												m		
7.5 m	kg										*4850	*4850	4.43	
6.0 m	kg						*4510	*4510				*3970	3580	5.95
4.5 m	kg						*5110	*5110	*4560	3530		*3670	2840	6.82
3.0 m	kg						*6280	5140	*5010	3390		*3620	2520	7.28
1.5 m	kg						*7440	4810	5280	3250		*3750	2410	7.40
0.0m	kg						7980	4640	5170	3150		4000	2470	7.20
-1.5 m	kg	*8360	*8360	*7890	4620	5160	3130					4470	2760	6.66

5.10 m boom, 2.20 m arm equipped with 3250 kg counter weight, 600 mm triple grouser shoe and with Dozer up.

Lift-point height m		Lift-point radius								At max. Reach				
		3.0 m		4.5 m		6.0 m		7.5 m		Capacity	Reach			
												m		
7.5 m	kg										*4850	*4850	4.43	
6.0 m	kg						*4510	*4510				*3970	3760	5.95
4.5 m	kg						*5110	*5110	*4560	3710		*3670	3000	6.82
3.0 m	kg						*6280	5410	*5010	3580		*3620	2670	7.28
1.5 m	kg						*7440	5080	5240	3430		*3750	2550	7.40
0.0m	kg						7910	4910	5130	3330		3970	2620	7.20
-1.5 m	kg	*8360	*8360	7880	4880	5110	3320					4440	2920	6.66



5.10 m boom, 2.20 m arm equipped with 3250 kg counter weight, 600 mm triple grouser shoe and with Dozer down.

Lift-point height m		Lift-point radius								At max. Reach				
		3.0 m		4.5 m		6.0 m		7.5 m		Capacity	Reach			
												m		
7.5 m	kg										*4,850	*4,850	4.43	
6.0 m	kg						*4,510	*4,510				*3,970	3,760	5.95
4.5 m	kg						*5,110	*5,110	*4,560	3,710		*3,670	3,000	6.82
3.0 m	kg						*6,280	5,410	*5,010	3,580		*3,620	2,670	7.28
1.5 m	kg						*7,440	5,080	*5,530	3,430		*3,750	2,550	7.40
0.0m	kg						*8,020	4,910	*5,870	3,330		*4,090	2,620	7.20
-1.5 m	kg	*8,360	*8,360	*7,890	4,880	*5,760	3,320					*4,780	2,920	6.66

- Lifting capacities are based on ISO 10567.
- Lifting capacity of the HX A-series does not exceed 75% of tipping load with the machine on firm, level ground or 87% of full hydraulic capacity.
- The Lift-point is bucket pivot mounting pin on the arm (without bucket mass).
- (\*) indicates load limited by hydraulic capacity.
- Caution: please be aware of the local regulations and instructions for lifting operations.











# HX160A L

## LIFTING CAPACITY











 Rating over-front  Rating over-side or 360 degrees

### HX160A L 2-PIECE BOOM











5.10 m boom, 2.60 m arm equipped with 3250 kg counter weight, 600 mm triple grouser shoe and without Dozer.

Lift-point height m		3.0 m								4.5 m		6.0 m		7.5 m		At max. Reach	
		3.0 m		4.5 m		6.0 m		7.5 m		Capacity		Reach m					
																	
7.5 m	kg			*4310	*4310					*3570	*3570						5.00
6.0 m	kg					*4130	3610			*3050	*3050						6.39
4.5 m	kg			*4680	*4680	*4250	3560			*2870	2620						7.20
3.0 m	kg			*5870	5210	*4750	3410	*3660	2410	*2850	2340						7.63
1.5 m	kg			*7130	4850	5290	3250	3800	2350	*2970	2240						7.75
0.0m	kg			*7880	4630	5160	3130	3750	2310	*3250	2280						7.56
-1.5 m	kg	*8290	*8290	7900	4570	5110	3090			*3800	2510						7.05
-3.0 m	kg			*7200	4640												

5.10 m boom, 2.60 m arm equipped with 3250 kg counter weight, 600 mm triple grouser shoe and with Dozer up.

Lift-point height m		3.0 m								4.5 m		6.0 m		7.5 m		At max. Reach	
		3.0 m		4.5 m		6.0 m		7.5 m		Capacity		Reach m					
																	
7.5 m	kg			*4310	*4310					*3570	*3570						5.00
6.0 m	kg					*4130	3800			*3050	*3050						6.39
4.5 m	kg			*4680	*4680	*4250	3750			*2870	2770						7.20
3.0 m	kg			*5870	5480	*4750	3600	*3660	2550	*2850	2480						7.63
1.5 m	kg			*7130	5110	5250	3430	3760	2490	*2970	2370						7.75
0.0m	kg			*7880	4900	5110	3320	3720	2450	*3250	2420						7.56
-1.5 m	kg	*8290	*8290	7830	4830	5070	3270			*3800	2670						7.05
-3.0 m	kg			*7200	4900												

5.10 m boom, 2.60 m arm equipped with 3250 kg counter weight, 600 mm triple grouser shoe and with Dozer down.

Lift-point height m		3.0 m								4.5 m		6.0 m		7.5 m		At max. Reach	
		3.0 m		4.5 m		6.0 m		7.5 m		Capacity		Reach m					
																	
7.5 m	kg			*4310	*4310					*3570	*3570						5.00
6.0 m	kg					*4130	3800			*3050	*3050						6.39
4.5 m	kg			*4680	*4680	*4250	3750			*2870	2770						7.20
3.0 m	kg			*5870	5480	*4750	3600	*3660	2550	*2850	2480						7.63
1.5 m	kg			*7130	5110	*5330	3430	*4480	2490	*2970	2370						7.75
0.0m	kg			*7880	4900	*5760	3320	*3840	2450	*3250	2420						7.56
-1.5 m	kg	*8290	*8290	*7950	4830	*5810	3270			*3800	2670						7.05
-3.0 m	kg			*7200	4900												

- Lifting capacities are based on ISO 10567.
- Lifting capacity of the HX A-series does not exceed 75% of tipping load with the machine on firm, level ground or 87% of full hydraulic capacity.
- The Lift-point is bucket pivot mounting pin on the arm (without bucket mass).
- (\*) indicates load limited by hydraulic capacity.
- Caution: please be aware of the local regulations and instructions for lifting operations.











# HX180A L

## LIFTING CAPACITY











 Rating over-front  Rating over-side or 360 degrees

### HX180A L MONO BOOM











5.10 m boom, 2.20 m arm equipped with 2900 kg counter weight, 600 mm triple grouser shoe and without Dozer.

Lift-point height m		3.0 m								4.5 m		6.0 m		7.5 m		At max. Reach			
		3.0 m		4.5 m		6.0 m		7.5 m		Capacity		Reach m							
																			
6.0 m	kg																*3850	*3850	5.86
4.5 m	kg									*5320	*5320	*4750	3880				*3630	3210	6.74
3.0 m	kg									*6540	5720	*5200	3750				*3650	2840	7.20
1.5 m	kg									*7690	5400	5530	3610				*3850	2720	7.33
0.0m	kg									*8180	5230	5420	3510				4230	2780	7.13
-1.5 m	kg									*9400	*9400	*7910	5200	5390	3490		4740	3100	6.58
-3.0 m	kg									*9400	*9400	*6720	5290				*4980	3940	5.58

5.10 m boom, 2.20 m arm equipped with 2900 kg counter weight, 600 mm triple grouser shoe and with Dozer up.

Lift-point height m		3.0 m								4.5 m		6.0 m		7.5 m		At max. Reach			
		3.0 m		4.5 m		6.0 m		7.5 m		Capacity		Reach m							
																			
6.0 m	kg																*3850	*3850	5.86
4.5 m	kg									*5320	*5320	*4750	4090				*3630	3390	6.74
3.0 m	kg									*6540	6030	*5200	3960				*3650	3010	7.20
1.5 m	kg									*7690	5700	5470	3820				*3850	2880	7.33
0.0m	kg									*8180	5530	5370	3720				4190	2950	7.13
-1.5 m	kg									*9400	*9400	*7910	5500	5340	3700		4690	3290	6.58
-3.0 m	kg									*9400	*9400	*6720	5590				*4980	4170	5.58

5.10 m boom, 2.20 m arm equipped with 2900 kg counter weight, 600 mm triple grouser shoe and with Dozer down.

Lift-point height m		3.0 m								4.5 m		6.0 m		7.5 m		At max. Reach			
		3.0 m		4.5 m		6.0 m		7.5 m		Capacity		Reach m							
																			
6.0 m	kg																*3850	*3850	5.86
4.5 m	kg									*5320	*5320	*4750	4090				*3630	3390	6.74
3.0 m	kg									*6540	6030	*5200	3960				*3650	3010	7.20
1.5 m	kg									*7690	5700	*5710	3820				*3850	2880	7.33
0.0m	kg									*8180	5530	*5980	3720				*4310	2950	7.13
-1.5 m	kg									*9400	*9400	*7910	5500	*5770	3700		*5030	3290	6.58
-3.0 m	kg									*9400	*9400	*6720	5590				*4980	4170	5.58

- Lifting capacities are based on ISO 10567.
- Lifting capacity of the HX A-series does not exceed 75% of tipping load with the machine on firm, level ground or 87% of full hydraulic capacity.
- The Lift-point is bucket pivot mounting pin on the arm (without bucket mass).
- (\*) indicates load limited by hydraulic capacity.
- Caution: please be aware of the local regulations and instructions for lifting operations.

# HX180A L

## LIFTING CAPACITY

Rating over-front Rating over-side or 360 degrees

Rating over-front Rating over-side or 360 degrees

### HX180A L MONO BOOM

5.10 m boom, 2.20 m arm equipped with 3250 kg counter weight, 600 mm Triple grouser shoe and without Dozer.

Lift-point height m		Lift-point radius								At max. Reach		
		3.0 m		4.5 m		6.0 m		7.5 m		Capacity	Reach	
												m
6.0 m	kg									*3850	*3850	5.86
4.5 m	kg					*5320	*5320	*4750	4070	*3630	3370	6.74
3.0 m	kg					*6540	6010	*5200	3950	*3650	2990	7.20
1.5 m	kg					*7690	5680	*5710	3800	*3850	2870	7.33
0.0m	kg					*8180	5510	5660	3710	*4310	2940	7.13
-1.5 m	kg			*9400	*9400	*7910	5480	5640	3680	4950	3270	6.58
-3.0 m	kg			*9400	*9400	*6720	5570			*4980	4160	5.58

5.10 m boom, 2.20 m arm equipped with 3250 kg counter weight, 600 mm Triple grouser shoe and with Dozer up.

Lift-point height m		Lift-point radius								At max. Reach		
		3.0 m		4.5 m		6.0 m		7.5 m		Capacity	Reach	
												m
6.0 m	kg									*3850	*3850	5.86
4.5 m	kg					*5320	*5320	*4750	4280	*3630	3560	6.74
3.0 m	kg					*6540	6310	*5200	4150	*3650	3160	7.20
1.5 m	kg					*7690	5990	*5710	4010	*3850	3030	7.33
0.0m	kg					*8180	5810	5610	3910	*4310	3110	7.13
-1.5 m	kg			*9400	*9400	*7910	5780	5590	3890	4910	3460	6.58
-3.0 m	kg			*9400	*9400	*6720	5870			*4980	4390	5.58

5.10 m boom, 2.20 m arm equipped with 3250 kg counter weight, 600 mm Triple grouser shoe and with Dozer down.

Lift-point height m		Lift-point radius								At max. Reach		
		3.0 m		4.5 m		6.0 m		7.5 m		Capacity	Reach	
												m
6.0 m	kg									*3850	*3850	5.86
4.5 m	kg					*5320	*5320	*4750	4280	*3630	3560	6.74
3.0 m	kg					*6540	6310	*5200	4150	*3650	3160	7.20
1.5 m	kg					*7690	5990	*5710	4010	*3850	3030	7.33
0.0m	kg					*8180	5810	*5980	3910	*4310	3110	7.13
-1.5 m	kg			*9400	*9400	*7910	5780	*5770	3890	*5030	3460	6.58
-3.0 m	kg			*9400	*9400	*6720	5870			*4980	4390	5.58

- Lifting capacities are based on ISO 10567.
- Lifting capacity of the HX A-series does not exceed 75% of tipping load with the machine on firm, level ground or 87% of full hydraulic capacity.
- The Lift-point is bucket pivot mounting pin on the arm (without bucket mass).
- (\*) indicates load limited by hydraulic capacity.
- Caution: please be aware of the local regulations and instructions for lifting operations.

### HX180A L MONO BOOM

5.10 m boom, 2.60 m arm equipped with 2900 kg counter weight, 600 mm triple grouser shoe and without Dozer.

Lift-point height m		Lift-point radius										At max. Reach				
		3.0 m		4.5 m		6.0 m		7.5 m		9.0 m		Capacity	Reach			
														m		
7.5 m	kg												*3410	*3410	4.85	
6.0 m	kg									*3840	*3840			*2970	*2970	6.27
4.5 m	kg					*4870	*4870	*4430	3910					*2850	*2850	7.10
3.0 m	kg			*9370	*9370	*6120	5790	*4940	3770	*3110	2670			*2880	2650	7.54
1.5 m	kg					*7380	5430	*5520	3610	3960	2610			*3060	2530	7.66
0.0m	kg					*5290	*5290	*8070	5220	5400	3490			*3420	2580	7.47
-1.5 m	kg	*5090	*5090	*9190	*9190	*8010	5150	5350	3450					*4130	2840	6.95
-3.0 m	kg	*9360	*9360	*10170	9930	*7120	5210	*4910	3510					*4890	3500	6.01
-4.5 m	kg					*6860	*6860							*4560	*4560	4.39

5.10 m boom, 2.60 m arm equipped with 2900 kg counter weight, 600 mm triple grouser shoe and with Dozer up.

Lift-point height m		Lift-point radius										At max. Reach				
		3.0 m		4.5 m		6.0 m		7.5 m		9.0 m		Capacity	Reach			
														m		
7.5 m	kg												*3410	*3410	4.85	
6.0 m	kg									*3840	*3840			*2970	*2970	6.27
4.5 m	kg					*4870	*4870	*4430	3910					*2850	*2850	7.10
3.0 m	kg			*9370	*9370	*6120	5790	*4940	3770	*3110	2670			*2880	2650	7.54
1.5 m	kg					*7380	5430	*5520	3610	3960	2610			*3060	2530	7.66
0.0m	kg					*5290	*5290	*8070	5220	5400	3490			*3420	2580	7.47
-1.5 m	kg	*5090	*5090	*9190	*9190	*8010	5150	5350	3450					*4130	2840	6.95
-3.0 m	kg	*9360	*9360	*10170	9930	*7120	5210	*4910	3510					*4890	3500	6.01
-4.5 m	kg					*6860	*6860							*4560	*4560	4.39

5.10 m boom, 2.60 m arm equipped with 2900 kg counter weight, 600 mm triple grouser shoe and with Dozer down.

Lift-point height m		Lift-point radius										At max. Reach				
		3.0 m		4.5 m		6.0 m		7.5 m		9.0 m		Capacity	Reach			
														m		
7.5 m	kg												*3410	*3410	4.85	
6.0 m	kg									*3840	*3840			*2970	*2970	6.27
4.5 m	kg					*4870	*4870	*4430	4120					*2850	*2850	7.10
3.0 m	kg			*9370	*9370	*6120	6100	*4940	3980	*3110	2830			*2880	2810	7.54
1.5 m	kg					*7380	5740	*5520	3820	*4040	2770			*3060	2690	7.66
0.0m	kg					*5290	*5290	*8070	5520	*5900	3700			*3420	2740	7.47
-1.5 m	kg	*5090	*5090	*9190	*9190	*8010	5460	*5850	3660					*4130	3020	6.95
-3.0 m	kg	*9360	*9360	*10170	*10170	*7120	5510	*4910	3720					*4890	3710	6.01
-4.5 m	kg					*6860	*6860							*4560	*4560	4.39

- Lifting capacities are based on ISO 10567.
- Lifting capacity of the HX A-series does not exceed 75% of tipping load with the machine on firm, level ground or 87% of full hydraulic capacity.
- The Lift-point is bucket pivot mounting pin on the arm (without bucket mass).
- (\*) indicates load limited by hydraulic capacity.
- Caution: please be aware of the local regulations and instructions for lifting operations.

# HX180A L

## LIFTING CAPACITY

Rating over-front Rating over-side or 360 degrees

Rating over-front Rating over-side or 360 degrees

### HX180A L MONO BOOM

5.10 m boom, 2.60 m arm equipped with 3250 kg counter weight, 600 mm Triple grouser shoe and without Dozer.

Lift-point height m	kg	Lift-point radius										At max. Reach		
		3.0 m		4.5 m		6.0 m		7.5 m		9.0 m		Capacity	Reach	
														m
7.5 m	kg											*3410	*3410	4.85
6.0 m	kg							*3840	*3840			*2970	*2970	6.27
4.5 m	kg					*4870	*4870	*4430	4100			*2850	*2850	7.10
3.0 m	kg			*9370	*9370	*6120	6070	*4940	3960	*3110	2820	*2880	2790	7.54
1.5 m	kg					*7380	5720	*5520	3800	*4040	2760	*3060	2680	7.66
0.0m	kg			*5290	*5290	*8070	5500	5640	3690			*3420	2730	7.47
-1.5 m	kg	*5090	*5090	*9190	*9190	*8010	5430	5590	3640			*4130	3000	6.95
-3.0 m	kg	*9360	*9360	*10170	*10170	*7120	5490	*4910	3710			*4890	3700	6.01
-4.5 m	kg			*6860	*6860							*4560	*4560	4.39

5.10 m boom, 2.60 m arm equipped with 3250 kg counter weight, 600 mm Triple grouser shoe and with Dozer up.

Lift-point height m	kg	Lift-point radius										At max. Reach		
		3.0 m		4.5 m		6.0 m		7.5 m		9.0 m		Capacity	Reach	
														m
7.5 m	kg											*3410	*3410	4.85
6.0 m	kg							*3840	*3840			*2970	*2970	6.27
4.5 m	kg					*4870	*4870	*4430	4310			*2850	*2850	7.10
3.0 m	kg			*9370	*9370	*6120	*6120	*4940	4170	*3110	2980	*2880	*2880	7.54
1.5 m	kg					*7380	6020	*5520	4010	*4040	2920	*3060	2830	7.66
0.0m	kg			*5290	*5290	*8070	5800	5590	3900			*3420	2890	7.47
-1.5 m	kg	*5090	*5090	*9190	*9190	*8010	5740	5540	3850			*4130	3180	6.95
-3.0 m	kg	*9360	*9360	*10170	*10170	*7120	5790	*4910	3920			*4890	3900	6.01
-4.5 m	kg			*6860	*6860							*4560	*4560	4.39

5.10 m boom, 2.60 m arm equipped with 3250 kg counter weight, 600 mm Triple grouser shoe and with Dozer down.

Lift-point height m	kg	Lift-point radius										At max. Reach		
		3.0 m		4.5 m		6.0 m		7.5 m		9.0 m		Capacity	Reach	
														m
7.5 m	kg											*3410	*3410	4.85
6.0 m	kg							*3840	*3840			*2970	*2970	6.27
4.5 m	kg					*4870	*4870	*4430	4310			*2850	*2850	7.10
3.0 m	kg			*9370	*9370	*6120	*6120	*4940	4170	*3110	2980	*2880	*2880	7.54
1.5 m	kg					*7380	6020	*5520	4010	*4040	2920	*3060	2830	7.66
0.0m	kg			*5290	*5290	*8070	5800	*5900	3900			*3420	2890	7.47
-1.5 m	kg	*5090	*5090	*9190	*9190	*8010	5740	*5850	3850			*4130	3180	6.95
-3.0 m	kg	*9360	*9360	*10170	*10170	*7120	5790	*4910	3920			*4890	3900	6.01
-4.5 m	kg			*6860	*6860							*4560	*4560	4.39

- Lifting capacities are based on ISO 10567.
- Lifting capacity of the HX A-series does not exceed 75% of tipping load with the machine on firm, level ground or 87% of full hydraulic capacity.
- The Lift-point is bucket pivot mounting pin on the arm (without bucket mass).
- (\*) indicates load limited by hydraulic capacity.
- Caution: please be aware of the local regulations and instructions for lifting operations.

### HX180A L MONO BOOM

5.10 m boom, 3.10 m arm equipped with 2900 kg counter weight, 600 mm triple grouser shoe and without Dozer.

Lift-point height m	kg	Lift-point radius										At max. Reach		
		3.0 m		4.5 m		6.0 m		7.5 m		9.0 m		Capacity	Reach	
														m
7.5 m	kg											*2710	*2710	5.51
6.0 m	kg							*3700	*3700			*2430	*2430	6.79
4.5 m	kg							*4020	3950	*2570	*2570	*2340	*2340	7.56
3.0 m	kg			*7930	*7930	*5540	*5540	*4580	3790	*3790	2670	*2380	*2380	7.97
1.5 m	kg			*6760	*6760	*6920	5470	*5230	3610	3940	2590	*2530	2310	8.09
0.0m	kg			*6160	*6160	*7830	5200	5380	3460	3870	2530	*2820	2340	7.91
-1.5 m	kg	*4790	*4790	*8770	*8770	*8030	5080	5290	3390			*3360	2540	7.42
-3.0 m	kg	*8080	*8080	*10910	9730	*7450	5100	5310	3410			*4510	3040	6.55
-4.5 m	kg			*8260	*8260	*5640	5260					*4650	4410	5.11

5.10 m boom, 3.10 m arm equipped with 2900 kg counter weight, 600 mm triple grouser shoe and with Dozer up.

Lift-point height m	kg	Lift-point radius										At max. Reach		
		3.0 m		4.5 m		6.0 m		7.5 m		9.0 m		Capacity	Reach	
														m
7.5 m	kg											*2710	*2710	5.51
6.0 m	kg							*3700	*3700			*2430	*2430	6.79
4.5 m	kg							*4020	*4020	*2570	*2570	*2340	*2340	7.56
3.0 m	kg			*7930	*7930	*5540	*5540	*4580	4000	*3790	2830	*2380	*2380	7.97
1.5 m	kg			*6760	*6760	*6920	5780	*5230	3820	3900	2750	*2530	2460	8.09
0.0m	kg			*6160	*6160	*7830	5500	5320	3670	3830	2690	*2820	2490	7.91
-1.5 m	kg	*4790	*4790	*8770	*8770	*8030	5390	5240	3600			*3360	2700	7.42
-3.0 m	kg	*8080	*8080	*10910	10290	*7450	5400	5260	3620			*4510	3230	6.55
-4.5 m	kg			*8260	*8260	*5640	5570					*4650	*4650	5.11

5.10 m boom, 3.10 m arm equipped with 2900 kg counter weight, 600 mm triple grouser shoe and with Dozer down.

Lift-point height m	kg	Lift-point radius										At max. Reach		
		3.0 m		4.5 m		6.0 m		7.5 m		9.0 m		Capacity	Reach	
														m
7.5 m	kg											*2710	*2710	5.51
6.0 m	kg							*3700	*3700			*2430	*2430	6.79
4.5 m	kg							*4020	*4020	*2570	*2570	*2340	*2340	7.56
3.0 m	kg			*7930	*7930	*5540	*5540	*4580	4000	*3790	2830	*2380	*2380	7.97
1.5 m	kg			*6760	*6760	*6920	5780	*5230	3820	*4390	2750	*2530	2460	8.09
0.0m	kg			*6160	*6160	*7830	5500	*5730	3670	*4580	2690	*2820	2490	7.91
-1.5 m	kg	*4790	*4790	*8770	*8770	*8030	5390	*5860	3600			*3360	2700	7.42
-3.0 m	kg	*8080	*8080	*10910	10290	*7450	5400	*5360	3620			*4510	3230	6.55
-4.5 m	kg			*8260	*8260	*5640	5570					*4650	*4650	5.11

- Lifting capacities are based on ISO 10567.
- Lifting capacity of the HX A-series does not exceed 75% of tipping load with the machine on firm, level ground or 87% of full hydraulic capacity.
- The Lift-point is bucket pivot mounting pin on the arm (without bucket mass).
- (\*) indicates load limited by hydraulic capacity.
- Caution: please be aware of the local regulations and instructions for lifting operations.



# HX180A L

## LIFTING CAPACITY

Rating over-front Rating over-side or 360 degrees

Rating over-front Rating over-side or 360 degrees

### HX180A L MONO BOOM

5.10 m boom, 3.10 m arm equipped with 3250 kg counter weight, 600 mm Triple grouser shoe and without Dozer.

Lift-point height m		Lift-point radius										At max. Reach			
		3.0 m		4.5 m		6.0 m		7.5 m		9.0 m		Capacity		Reach	
														m	
7.5 m	kg												*2710	*2710	5.51
6.0 m	kg							*3700	*3700				*2430	*2430	6.79
4.5 m	kg							*4020	*4020	*2570	*2570		*2340	*2340	7.56
3.0 m	kg			*7930	*7930	*5540	*5540	*4580	3980	*3790	2820		*2380	*2380	7.97
1.5 m	kg			*6760	*6760	*6920	5750	*5230	3800	4120	2740		*2530	2440	8.09
0.0m	kg			*6160	*6160	*7830	5480	5620	3660	4050	2670		*2820	2480	7.91
-1.5 m	kg	*4790	*4790	*8770	*8770	*8030	5360	5540	3580				*3360	2690	7.42
-3.0 m	kg	*8080	*8080	*10910	10250	*7450	5380	*5360	3600				*4510	3210	6.55
-4.5 m	kg			*8260	*8260	*5640	5550						*4650	*4650	5.11

5.10 m boom, 3.10 m arm equipped with 3250 kg counter weight, 600 mm triple grouser shoe and with Dozer up.

Lift-point height m		Lift-point radius										At max. Reach			
		3.0 m		4.5 m		6.0 m		7.5 m		9.0 m		Capacity		Reach	
														m	
7.5 m	kg												*2710	*2710	5.51
6.0 m	kg							*3700	*3700				*2430	*2430	6.79
4.5 m	kg							*4020	*4020	*2570	*2570		*2340	*2340	7.56
3.0 m	kg			*7930	*7930	*5540	*5540	*4580	4190	*3790	2980		*2380	*2380	7.97
1.5 m	kg			*6760	*6760	*6920	6060	*5230	4010	4080	2900		*2530	*2530	8.09
0.0m	kg			*6160	*6160	*7830	5780	5570	3870	4010	2830		*2820	2630	7.91
-1.5 m	kg	*4790	*4790	*8770	*8770	*8030	5670	5480	3790				*3360	2850	7.42
-3.0 m	kg	*8080	*8080	*10910	10810	*7450	5680	*5360	3810				*4510	3400	6.55
-4.5 m	kg			*8260	*8260	*5640	*5640						*4650	*4650	5.11

5.10 m boom, 3.10 m arm equipped with 3250 kg counter weight, 600 mm triple grouser shoe and with Dozer down.

Lift-point height m		Lift-point radius										At max. Reach			
		3.0 m		4.5 m		6.0 m		7.5 m		9.0 m		Capacity		Reach	
														m	
7.5 m	kg												*2710	*2710	5.51
6.0 m	kg							*3700	*3700				*2430	*2430	6.79
4.5 m	kg							*4020	*4020	*2570	*2570		*2340	*2340	7.56
3.0 m	kg			*7930	*7930	*5540	*5540	*4580	4190	*3790	2980		*2380	*2380	7.97
1.5 m	kg			*6760	*6760	*6920	6060	*5230	4010	*4390	2900		*2530	*2530	8.09
0.0m	kg			*6160	*6160	*7830	5780	*5730	3870	*4580	2830		*2820	2630	7.91
-1.5 m	kg	*4790	*4790	*8770	*8770	*8030	5670	*5860	3790				*3360	2850	7.42
-3.0 m	kg	*8080	*8080	*10910	10810	*7450	5680	*5360	3810				*4510	3400	6.55
-4.5 m	kg			*8260	*8260	*5640	*5640						*4650	*4650	5.11

- Lifting capacities are based on ISO 10567.
- Lifting capacity of the HX A-series does not exceed 75% of tipping load with the machine on firm, level ground or 87% of full hydraulic capacity.
- The Lift-point is bucket pivot mounting pin on the arm (without bucket mass).
- (\* ) indicates load limited by hydraulic capacity.
- Caution: please be aware of the local regulations and instructions for lifting operations.

### HX180A L 2-PIECE BOOM

5.10 m boom, 2.20 m arm equipped with 3250 kg counter weight, 600 mm triple grouser shoe and without Dozer.

Lift-point height m		Lift-point radius								At max. Reach					
		3.0 m		4.5 m		6.0 m		7.5 m		Capacity		Reach			
												m			
7.5 m	kg												*4850	*4850	4.43
6.0 m	kg							*4510	*4510				*3970	*3970	5.95
4.5 m	kg							*5110	*5110	*4560	4070		*3670	3300	6.82
3.0m	kg							*6280	6010	*5010	3940		*3620	2930	7.28
1.5m	kg							*7440	5660	*5530	3790		*3750	2810	7.40
0.0m	kg							*8020	5480	5680	3690		*4090	2890	7.20
-1.5m	kg	*8360	*8360	*7890	5460	5660	3670						*4780	3220	6.66

5.10 m boom, 2.20 m arm equipped with 3250 kg counter weight, 600 mm triple grouser shoe and with Dozer up.

Lift-point height m		Lift-point radius								At max. Reach					
		3.0 m		4.5 m		6.0 m		7.5 m		Capacity		Reach			
												m			
7.5 m	kg												*4850	*4850	4.43
6.0 m	kg							*4510	*4510				*3970	*3970	5.95
4.5m	kg							*5110	*5110	*4560	4280		*3670	3470	6.82
3.0m	kg							*6280	*6280	*5010	4150		*3620	3100	7.28
1.5m	kg							*7440	5960	*5530	4000		*3750	2970	7.40
0.0m	kg							*8020	5790	5620	3890		*4090	3050	7.20
-1.5m	kg	*8360	*8360	*7890	5760	5610	3880						*4780	3400	6.66

5.10 m boom, 2.20 m arm equipped with 3250 kg counter weight, 600 mm triple grouser shoe and with Dozer down.

Lift-point height m		Lift-point radius								At max. Reach					
		3.0 m		4.5 m		6.0 m		7.5 m		Capacity		Reach			
												m			
7.5 m	kg												*4850	*4850	4.43
6.0m	kg							*4510	*4510				*3970	*3970	5.95
4.5 m	kg							*5110	*5110	*4560	4280		*3670	3470	6.82
3.0m	kg							*6280	*6280	*5010	4150		*3620	3100	7.28
1.5m	kg							*7440	5960	*5530	4000		*3750	2970	7.40
0.0m	kg							*8020	5790	*5870	3890		*4090	3050	7.20
-1.5m	kg	*8360	*8360	*7890	5760	*5760	3880						*4780	3400	6.66

- Lifting capacities are based on ISO 10567.
- Lifting capacity of the HX A-series does not exceed 75% of tipping load with the machine on firm, level ground or 87% of full hydraulic capacity.
- The Lift-point is bucket pivot mounting pin on the arm (without bucket mass).
- (\* ) indicates load limited by hydraulic capacity.
- Caution: please be aware of the local regulations and instructions for lifting operations.

# HX180A L LIFTING CAPACITY

Rating over-front Rating over-side or 360 degrees

## HX180A L 2-PIECE BOOM

5.10 m boom, 2.60 m arm equipped with 3250 kg counter weight, 600 mm triple grouser shoe and without Dozer.

Lift-point height m	kg	At max. Reach										
		3.0 m		4.5 m		6.0 m		7.5 m		Capacity	Reach	
										m	m	
7.5m	kg			*4310	*4310					*3570	*3570	5.00
6.0m	kg					*4130	*4130			*3050	*3050	6.39
4.5m	kg			*4680	*4680	*4250	4110			*2870	*2870	7.20
3.0m	kg			*5870	*5870	*4750	3960	*3660	2810	*2850	2720	7.63
1.5m	kg			*7130	5700	*5330	3790	4150	2750	*2970	2610	7.75
0.0m	kg			*7880	5470	5660	3670	*3840	2700	*3250	2670	7.56
-1.5m	kg	*8290	*8290	*7950	5410	5610	3620			*3800	2940	7.05
-3.0m	kg			*7200	5480							

5.10 m boom, 2.60 m arm equipped with 3250 kg counter weight, 600 mm triple grouser shoe and with Dozer up.

Lift-point height m	kg	At max. Reach										
		3.0 m		4.5 m		6.0 m		7.5 m		Capacity	Reach	
										m	m	
7.5m	kg			*4310	*4310					*3570	*3570	5.00
6.0m	kg					*4130	*4130			*3050	*3050	6.39
4.5m	kg			*4680	*4680	*4250	*4250			*2870	*2870	7.20
3.0m	kg			*5870	*5870	*4750	4170	*3660	2970	*2850	*2850	7.63
1.5m	kg			*7130	6000	*5330	4000	4110	2900	*2970	2770	7.75
0.0m	kg			*7880	5780	5610	3880	*3840	2860	*3250	2830	7.56
-1.5m	kg	*8290	*8290	*7950	5710	5560	3830			*3800	3110	7.05
-3.0m	kg			*7200	5780							


5.10 m boom, 2.60 m arm equipped with 3250 kg counter weight, 600 mm triple grouser shoe and with Dozer down.

Lift-point height m	kg	At max. Reach										
		3.0 m		4.5 m		6.0 m		7.5 m		Capacity	Reach	
										m	m	
7.5m	kg			*4310	*4310					*3570	*3570	5.00
6.0m	kg					*4130	*4130			*3050	*3050	6.39
4.5m	kg			*4680	*4680	*4250	*4250			*2870	*2870	7.20
3.0m	kg			*5870	*5870	*4750	4170	*3660	2970	*2850	*2850	7.63
1.5m	kg			*7130	6000	*5330	4000	*4480	2900	*2970	2770	7.75
0.0m	kg			*7880	5780	*5760	3880	*3840	2860	*3250	2830	7.56
-1.5m	kg	*8290	*8290	*7950	5710	*5810	3830			*3800	3110	7.05
-3.0m	kg			*7200	5780							

- Lifting capacities are based on ISO 10567.
- Lifting capacity of the HX A-series does not exceed 75% of tipping load with the machine on firm, level ground or 87% of full hydraulic capacity.
- The Lift-point is bucket pivot mounting pin on the arm (without bucket mass).
- (\*) indicates load limited by hydraulic capacity.
- Caution: please be aware of the local regulations and instructions for lifting operations.

# HX160A L / HX180A L BUCKET SELECTION GUIDE

## BUCKETS



SAE heaped m³	0.73	0.88
	0.85	0.96

Capacity m³	Width mm	Weight kg	Tooth EA	Recommendation mm						
				5100 Mono Boom			5100 2-piece			
				2200 Arm	2600 Arm	3100 Arm	2200 Arm	2600 Arm		
<b>HX160 AL</b>										
<b>Counterweight</b>				<b>2600 kg</b>		<b>3250 kg</b>				
◆ 0.73	0.67	914	946	617	5	●	○	○	●	●
◆ 0.85	0.76	1067	1098	669	5	○	■	×	○	○
0.88	0.77	1200	1270	662	5	○	■	×	○	○
<b>Counterweight</b>				<b>3250 kg</b>		<b>3250 kg</b>				
◆ 0.73	0.67	914	946	617	5	●	●	○	●	●
◆ 0.85	0.76	1067	1098	669	5	○	○	×	○	○
0.88	0.77	1200	1270	662	5	○	○	×	○	○
0.96	0.84	1350	1420	726	6	■	■	×	×	×
<b>HX180 AL</b>										
<b>Counterweight</b>				<b>2900 kg</b>		<b>3250 kg</b>				
◆ 0.73	0.67	914	946	617	5	●	●	●	●	●
◆ 0.85	0.76	1067	1098	669	5	●	●	○	●	●
0.88	0.77	1200	1270	662	5	●	●	○	●	●
0.96	0.84	1350	1420	726	6	○	○	■	●	○
<b>Counterweight</b>				<b>3250 kg</b>		<b>3250 kg</b>				
◆ 0.73	0.67	914	946	617	5	●	●	●	●	●
◆ 0.85	0.76	1067	1098	669	5	●	●	○	●	●
0.88	0.77	1200	1270	662	5	●	●	○	●	●
0.96	0.84	1350	1420	726	6	●	○	○	●	○

◆ Hammerless tooth bucket

- Applicable for materials with density of 2100 kg/m³ or less
- Applicable for materials with density of 1800 kg/m³ or less
- Applicable for materials with density of 1500 kg/m³ or less
- ▲ Applicable for materials with density of 1200 kg/m³ or less
- ×

## ATTACHMENT

Booms and arms are welded with a low-stress, full-box section design. 5.1 m mono boom, 2-piece boom and 2.2 m, 2.6 m, 3.1 m arms are available.

# HX160A L / HX180A L DIGGING FORCE

DIGGING FORCE								
Boom	Length	mm	5100 Mono Boom			5100 2-Piece Boom		Remark
	Weight	kg	1277			1785		
Arm	Length	mm	2200	2600	3100	2200	2600	[ ] : Power Boost
	Weight	kg	807	860	888	807	860	
Bucket Digging Force	SAE	kN	108.0 [117.0]	108.0 [117.0]	108.0 [117.0]	108.0 [117.0]	108.0 [117.0]	
		kgf	10987 [11930]	11004 [11950]	11006 [11950]	10987 [11930]	11004 [11950]	
	ISO	kN	126.0 [137.0]	126.0 [137.0]	126.0 [137.0]	126.0 [137.0]	126.0 [137.0]	
		kgf	12872 [13980]	12892 [14000]	12894 [14000]	12872 [13980]	12892 [14000]	
Arm Crowd Force	SAE	kN	87.0 [95.0]	77.0 [84.0]	69.0 [75.0]	87.0 [95.0]	77.0 [84.0]	
		kgf	8889 [9650]	7879 [8550]	7035 [7640]	8889 [9650]	7879 [8550]	
	ISO	kN	92.0 [99.0]	81.0 [88.0]	72.0 [78.0]	92.0 [99.0]	81.0 [88.0]	
		kgf	9339 [10140]	8237 [8940]	7314 [7940]	9339 [10140]	8237 [8940]	

Note: Boom weight includes arm cylinder, piping, and pin  
Arm weight includes bucket cylinder, linkage, and pin

# HX160A L / HX180A L STANDARD/OPTIONAL EQUIPMENT

ENGINE	STD	OPT
Engine Auto Idle	•	
Engine Auto Shutdown Control	•	
Emergency Engine Stop Switch	•	

HYDRAULIC SYSTEM	STD	OPT
3-Power Mode, 2-Work Mode, User Mode	•	
Variable Power Control	•	
EPIC (Electric Pump Independent Control)	•	
Attachment Mode Flow Control	•	
Hyundai Bio Hydraulic oil (HBHO)		•

CAB & INTERIOR	STD	OPT
Rise-Up Type Windshield Wiper	•	
Radio / USB Player	•	
Handsfree Mobile Phone System with USB	•	
12V Power Outlet (24V DC to 12V DC converter)	•	
Electric Horn	•	
All-Weather Steel Cab with 360° Visibility	•	
Safety glass - Tempered glass	•	
Safety glass - Tempered glass with front laminated glass		•
Sliding Fold-In Front Window	•	
Sliding Side Window (LH)	•	
Lockable Door	•	
Hot & Cool Box	•	
Storage Compartment	•	
Ashtray & Cigar Lighter		•
Transparent Cabin Roof-Cover	•	
Sun Visor	•	
Door And Cab Locks, One Key	•	
Mechanical Suspension Seat With Heater	•	
Pilot-Operated Slidable Joystick	•	
Console Box Height Adjust System	•	
Air Conditioner & Heater	•	
Defroster	•	
Starting Aid (Air Grid Heater) for Cold Weather	•	
8" LCD Display	•	
Engine Speed or Trip Meter / Accel.	•	
Engine Coolant Temperature Gauge	•	
Max Power	•	
Low Speed / High Speed	•	
Auto Idle	•	
Overload warning with alarm	•	
Check Engine	•	
Air Cleaner Clogging	•	
Indicators	•	
ECO Gauges	•	
Fuel Level Gauge	•	
Hyd. Oil Temperature Gauge	•	
Fuel Warmer	•	
Warnings	•	
Communication Error	•	
Low Battery	•	
Clock	•	
Cabin Lights	•	
Cabin Front Window Rain Guard		•
Cabin Roof-Steel Cover		•
Adjustable Air Suspension Seat With Heater		•
FOG (Falling Object Guard) -ISO 10262 Level 2		•
ROPS (Roll Over Protective Structures) -ISO 12117-2	•	

SAFETY	STD	OPT
Lifting Mode	•	
Auto Safety Lock	•	
Seatbelt Warning Alarm	•	
Battery Master Switch	•	
Rear View Camera	•	
Rear & Mirror View Camera		•
AAVM (Advanced Around View Monitoring)		•
Four Front Working Lights (2 Boom Mounted, 2 Front Frame Mounted)	•	
Travel Alarm	•	
Rear Work Lamp		•
Beacon Lamp		•
Automatic Swing Brake	•	
Boom Holding System	•	
Arm Holding System	•	
Safety Lock Valve For Boom Cylinder With Overload Warning Device	•	
Safety Lock Valve For Arm Cylinder	•	
Safety Valve For Dozer Blade Cylinder		•
Swing Lock System		•
Three Outside Rear-view Mirrors	•	
Front Guard - Wire Net		•

ATTACHMENT	STD	OPT
<b>Booms</b>		
5.1 m Mono	•	
5.1 m 2-Piece		•
<b>Arms</b>		
2.2 m		•
2.6 m	•	
3.1 m		•

OTHER	STD	OPT
Fuel Pre-Filter	•	
Fuel Warmer	•	
Pre-Cleaner		•
Coolant Heater		•
Self-Diagnostics System	•	
Hi MATE (Remote Management System)	•	
Batteries (2 × 12 V × 72 AH)	•	
Fuel Filler Pump (35 lpm) with auto-stop		•
Single-Acting Piping Kit		•
Double-Acting Piping Kit	•	
Proportional Auxiliary Hydraulic System		•
2 Way Proportional RCV & Pedal Control Selection		•
Rotating Piping Kit		•
Bucket/Clamshell Adaptation		•
Air Compressor		•
Quick Coupler Piping		•
Quick Coupler		•
One Pedal Straight Travel System		•
Accumulator For Lowering Work Equipment	•	
Pattern Change Valve (2 Patterns)		•
Fine (Cushion/Free) Swing Control		•
Tool Kit		•
Dozer Blade		•

UNDERCARRIAGE	STD	OPT
Lower Frame Under Cover	•	
<b>Track Shoes</b>		
Triple Grousers Shoes (500 mm)		•
Triple Grousers Shoes (600 mm)	•	
Triple Grousers Shoe (700 mm)		•
Triple Grousers Shoe (800 mm) HX180A L Only		•
Track Guard	•	

\* Standard and optional equipment may vary. Contact your Hyundai dealer for more information. The machine may vary according to International standards.  
 \* The photos may include attachments and optional equipment that are not available in your area.  
 \* Materials and specifications are subject to change without advance notice.



# HYUNDAI

Specifications and design are subject to change without notice. Pictures of Hyundai Construction Equipment Europe products may show other than standard equipment.

Hyundai Construction Equipment Europe nv.  
Hyundailaan 4, 3980 Tessenderlo, Belgium.  
Tel: (32) 14-56-2200 Fax: (32) 14-59-3405

**READY TO CHANGE YOUR WORLD?**

Contact your Hyundai dealer.  
[hyundai-ce.eu/en/dealer-locator](https://hyundai-ce.eu/en/dealer-locator)